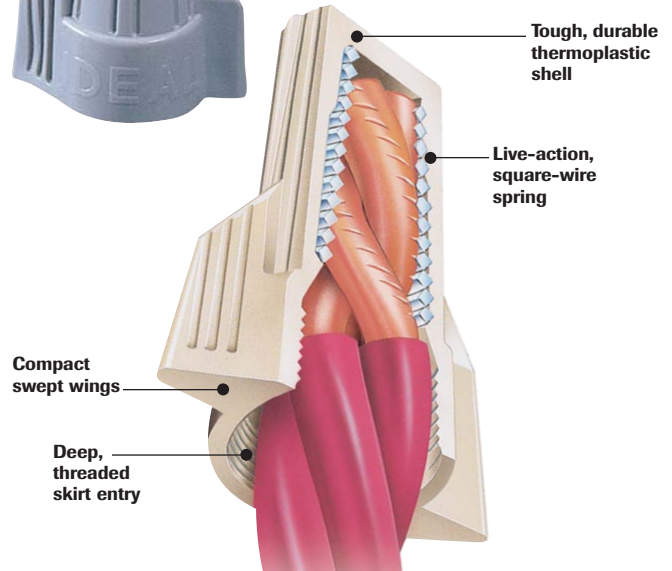



Twister® Wire Connectors

- Exceptional wire-range capacity – three models handle wire combinations from as small as 22 AWG to as large as 6 AWG
- Ribbed cap provides a secure grip and fast fingertip starts
- Swept wings offer extra leverage and less effort for large wire combinations
- Hexagonal shape accommodates standard nutdriver for tool installation
- Live-action, square-wire spring locks onto wire for safe, secure connections
- Deep skirt helps protect against flash-over and turned-back strands for maximum dielectric protection
- Tough, UL 94V-2 flame-retardant shell rated at 105°C (221°F)
- UL Listed to 486C and CSA Certified to C22.2 #188; comply with Federal Specification W-S-610E
- Classified in accordance with IEC Publications 998-2 and 998-2-4

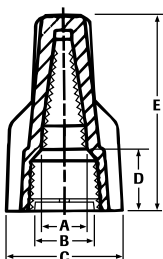


Model	Color	Wire Combination Range	Wire Combination Range (mm)	Quantity	Cat. No.
340°	Lt. Blue	600V* 22 thru 10 AWG Min. 2 #22 Max. 3 #12	600V* ,34mm ² to 4,0mm ² Min. 2-,34mm ² Max. 3-4,0mm ²	Box of 100	30-340
				Bag of 500	30-640
				Jar of 500	30-640J
				Barrel of 35,000	30-840
341°	Tan	600V* 22 thru 8 AWG Min. 3 #22 Max. 3 #10	600V* ,34mm ² to 10,0mm ² Min. 3-,34mm ² Max. 3-6,0mm ²	Box of 50	30-141
				Box of 100	30-341
				Jar of 400	30-441J
				Jar of 750	30-341J
				Carton of 1,000	30-541
				Keg of 5,000 (10 bags, 500 ea.)	30-641
				Barrel of 25,000	30-841
342°	Gray	600V* 18 thru 8 AWG Min. 3 #14 Max. 2 #8 w/2 #12	600V* ,75mm ² to 10,0mm ² Min. 3-2,5mm ² Max. 2-10,0mm ² w/2-4,0mm ²	Box of 25	30-142
				Box of 50	30-342
				Keg of 2,500 (10 bags, 250 ea.)	30-642

*1,000V maximum in fixtures and signs



Combination	2#22	3#22	3#14	3 #12	3#10	2#12 w/2#8
Cir Mil Area	1,280 (.65mm ²)	1,920 (.97mm ²)	12,330 (6.24mm ²)	19,590 (9.93mm ²)	31,140 (15.78mm ²)	46,080 (23mm ²)
340°	[Diagram showing wire range for 340°]					
341°	[Diagram showing wire range for 341°]					
342°	[Diagram showing wire range for 342°]					



Dimensions (Inches/mm)

Model	A	B	C	D	E
340° Lt. Blue	5/16 7.8	3/8 9.5	39/64 15.2	27/64 10.6	63/64 24.9
341° Tan	17/64 7	29/64 11.5	23/32 18	23/64 9	1-1/8 28.5
342° Gray	3/8 9.5	9/16 20	1.0 25.5	13/32 10.5	1-19/64 33