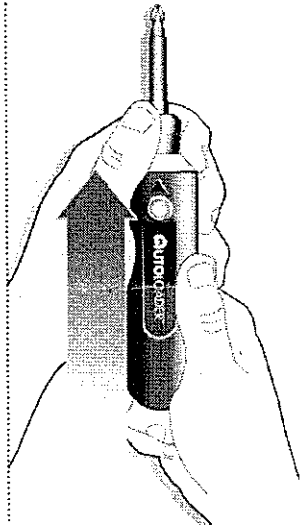
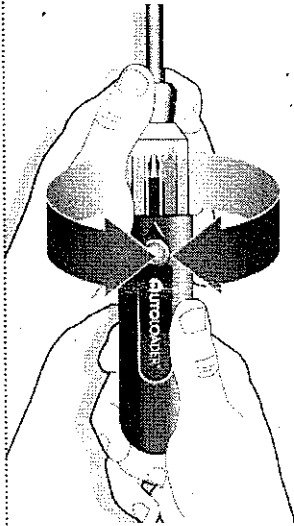
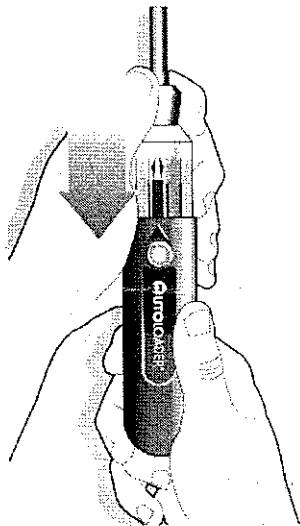


AUTOLOADER[®]

MULTI-BIT SCREWDRIVER

To Change a bit.

- 1. Grasp collar and pull back handle*
- 2. Locate arrow on the handle of the driver, Point arrow to desired bit*
- 3. Push handle forward*
- 4. Your bit is delivered instantly through the screwdriver's shaft*



To Exchange a bit.

- 1. Select the bit you would like to replace*
- 2. Close the driver exposing the bit at screwdrivers shaft*
- 3. Remove with fingers*
- 4. Insert new bit*
- 5. Repeat as required*